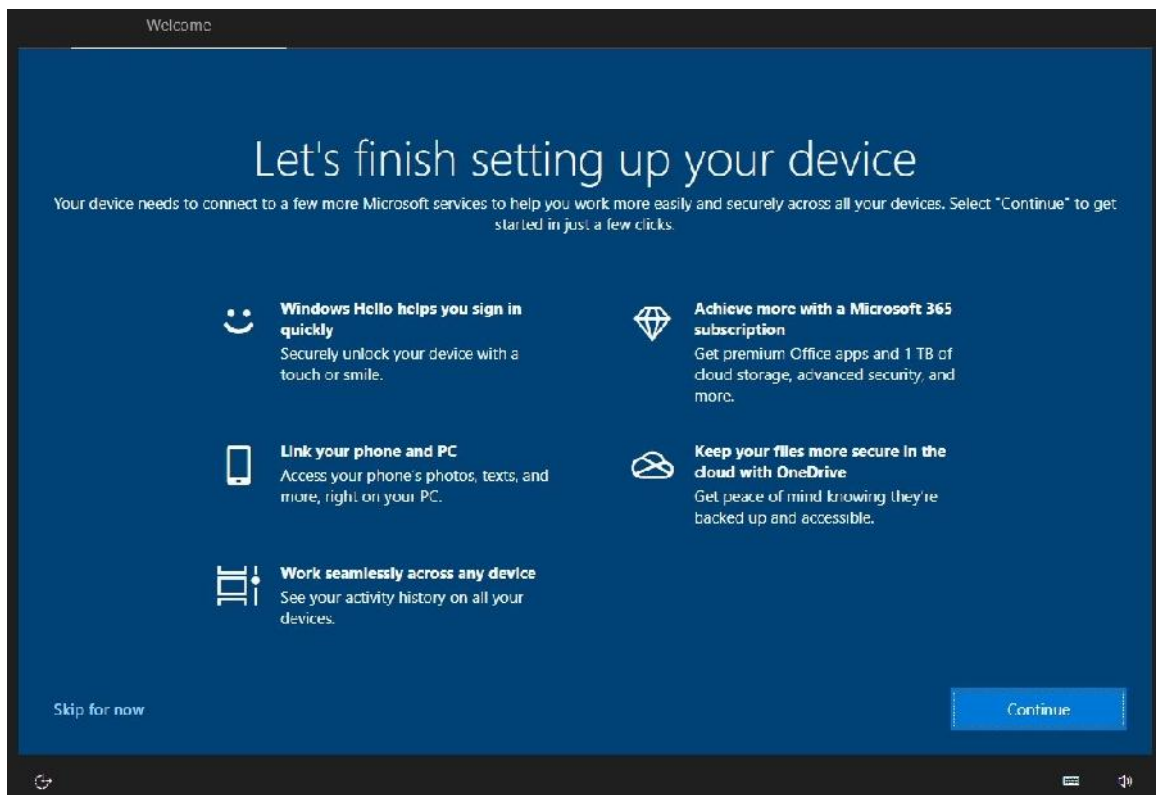


How to Disable "Finish setting up Windows" Nag Screen



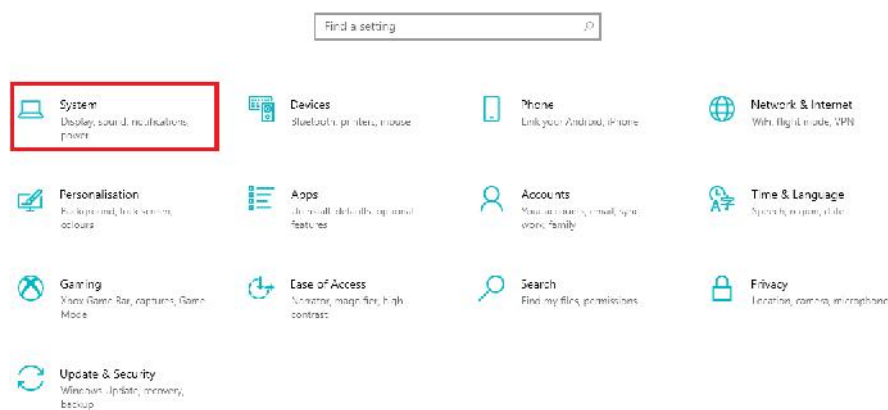
Are you fed up with getting this message every few days after a recent Windows 10 update?

To disable

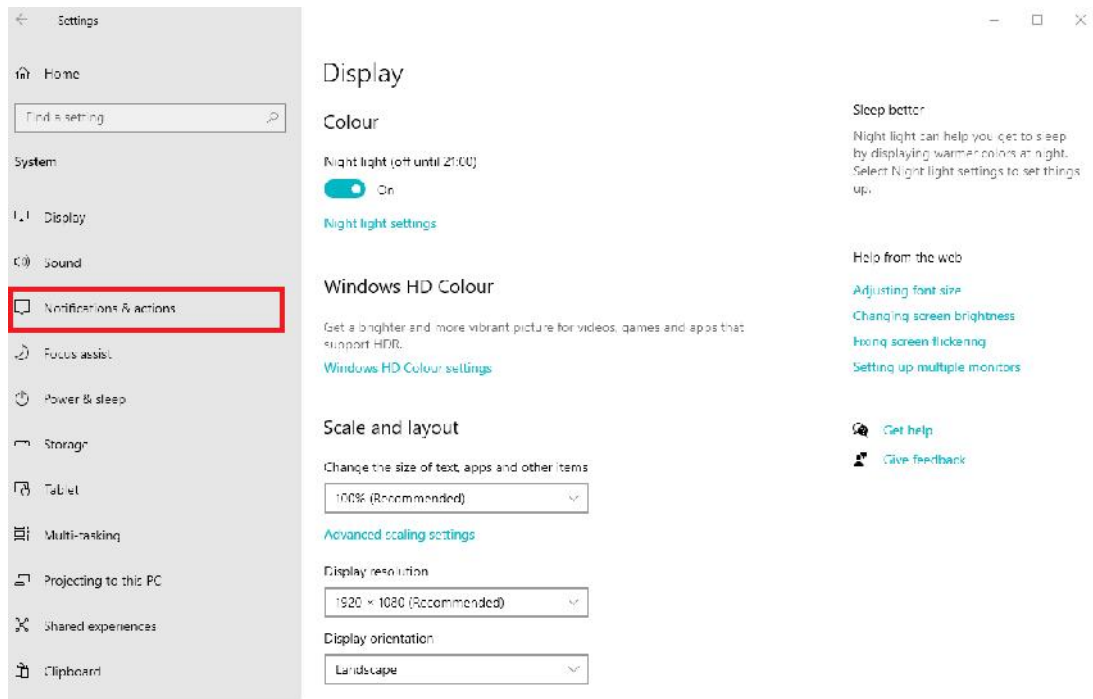
Click the Settings Cog on your Windows (Start) Button:



Click System



Click Notifications & actions



Remove the tick by “Suggest the best ways I can finish setting up my device to get the most out of Windows”

Notifications & actions

Quick actions

You can add, remove or rearrange your quick actions directly in the Action Centre.

[Edit your quick actions](#)

Notifications

Get notifications from apps and other senders.

On

To control times when you do or don't get notifications, try Focus assist.
[Focus assist settings](#)

- Show notifications on the lock screen
- Show reminders and incoming VoIP calls on the lock screen
- Allow notifications to play sounds
- Show me the Windows welcome experience after updates and occasionally when I sign in, to highlight what's new and suggested
- Suggest ways I can finish setting up my device to get the most out of Windows
- Get tips, tricks and suggestions as you use Windows

Once done you will no longer receive the reminder, that is not to say Microsoft won't re-enable it for you in a future update!